



CEILING
LIGHTING
AMBIENCE



METAL CEILING S4A

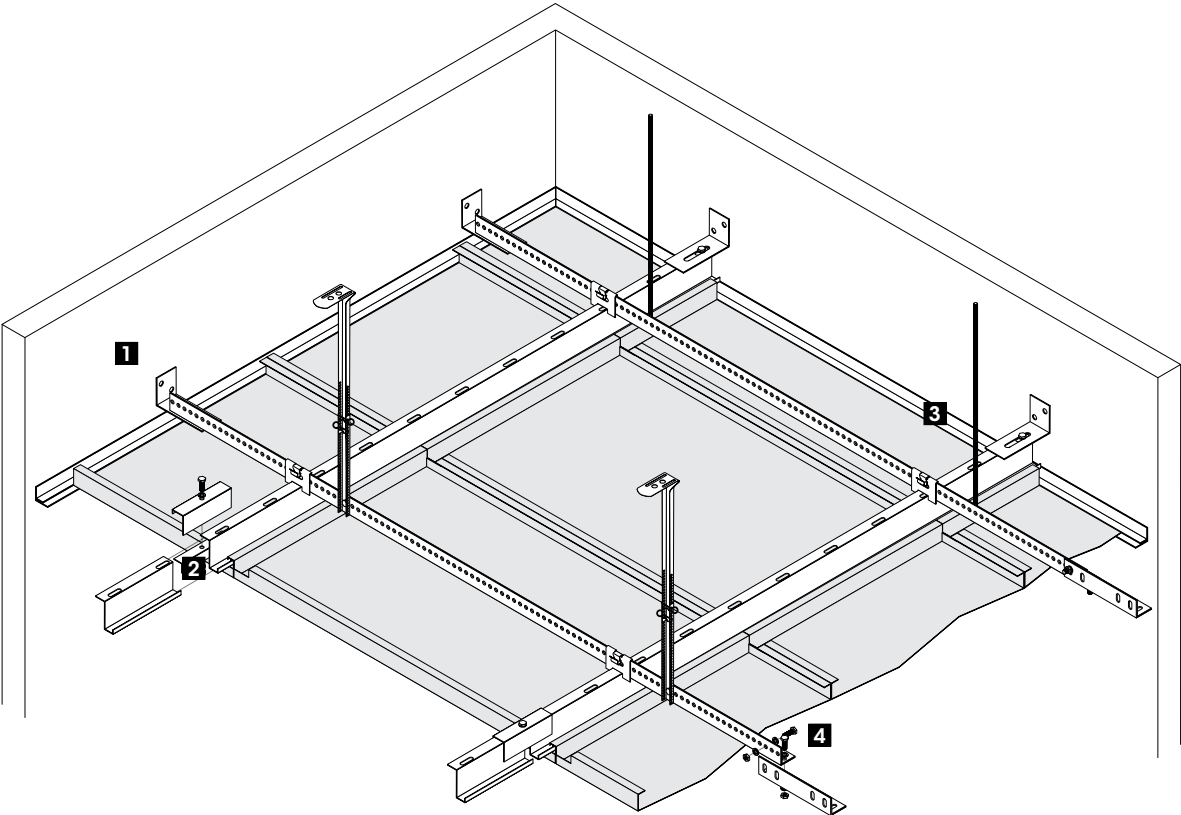
HOOK-ON SYSTEM

PRODUCT DATA SHEET

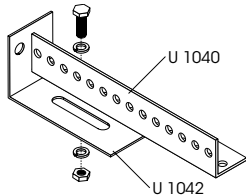
METAL CEILING S4A

PRODUCT DATA SHEET

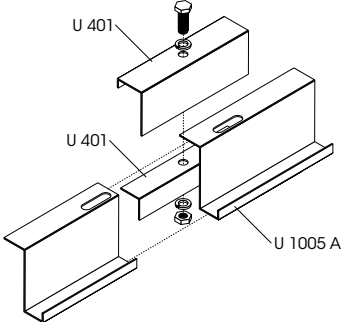
HOOK-ON SYSTEM



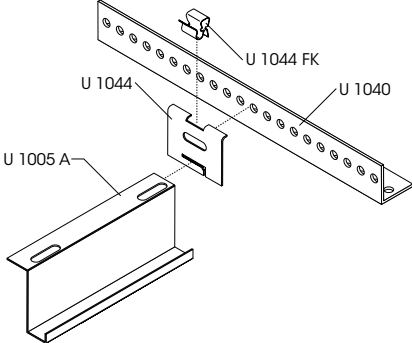
1



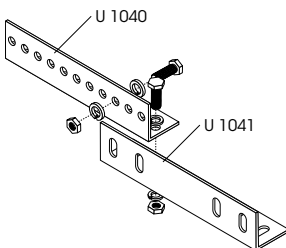
2



3



4



HOOK-ON SYSTEM

The modern durlum metal ceiling system S4A is suitable for a host of indoor applications. S4A is a ceiling with an invisible substructure which is distinguished by flexible design options in terms of materials, surfaces and size. The rectangular metal panels can be hooked tension free into the system and are easy to demount without requiring tools. Upon request, the system can be supplied with circumferential joints. Depending on your requirements, the system can also be supplied sound-proof or sound-absorbing or printed with graphics. The metal ceiling contributes directly to Green Building / LEED certification.

durlum S4A metal ceilings fall under the general master format section 09 50 00 ceilings. When the S4A ceiling panels are supplied perforated and with sound absorption materials, they could be more specifically listed under section 09 51 33 Acoustical Metal Pan ceilings.

SURFACE

Galvanized steel, aluminum and stainless steel. The thickness of the material depends on the structural requirements. The galvanized steel and aluminum can be powder-coated in white matt [similar to RAL 9016] or according to customer specifications. The coating thickness is approx. 60 µm. The aluminum can also be supplied coil anodized or mirror polished. Stainless steel rectangular metal panels are available brushed or mirror polished. The powder-coated blanks can also be printed with graphics and textures of your choice.

DIMENSIONS

Panel size

Length: ≤ 11'-6" [≤ 3500mm]

Width: ≤ 4'-3" [≤ 1300mm]

Recommended surface area: ≤ 32ft² [≤ 3m²]

PERFORATION AND ACOUSTICS

Metal panels are available perforated with black acoustic fleece or non-perforated. durlum offers RG L15 perforation [NRC=approx. 0.7] and RG 08 "Pico-Point" Microperforation [NRC=approx. 0.6] as standard. For other available perforations please see www.durlum.us.

FIRE PERFORMANCE

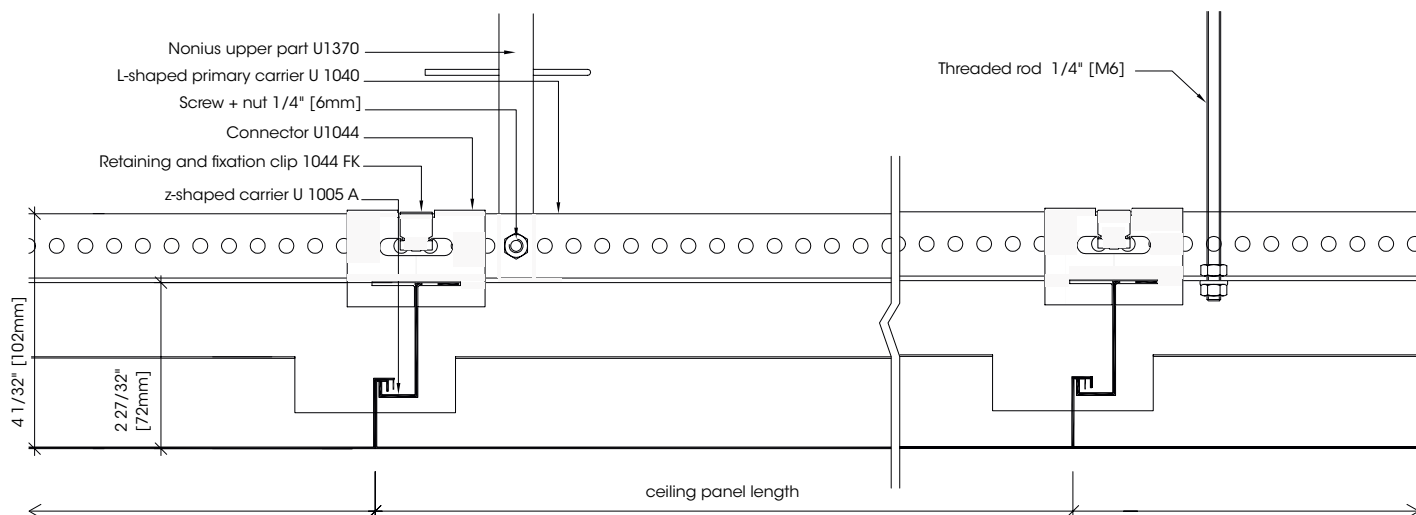
In accordance with ASTM E84 Flame Spread Index for steel is 25 or less and Smoke Developed Index for steel is 50 or less.

GREEN BUILDING

durlum metal panels contribute directly to LEED and other GREEN BUILDING certifications. Typically applicable credits under LEED v4:

- Recycled Content – post- & pre-consumer info
- VOC Emissions – conformity with VOC requirements
- Acoustic Performance – sound absorption with acoustic fleece
- Environmental Product Declaration – available

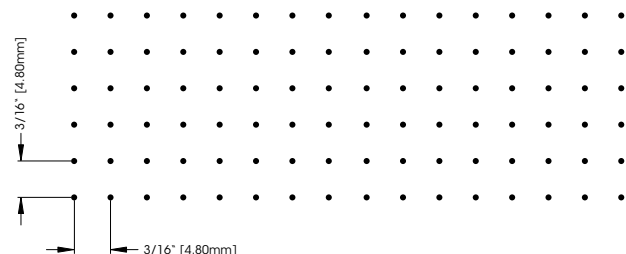
SYSTEM DETAILS



HOOK-ON SYSTEM


PERFORATIONS

Micro Perforation RG-L08 "Pico Point"



Hole diameter: $1/32''$ [0.8mm]
 Open area: 2.18%
 Max. width of perforation: $4'-2\ 1/16''$ [1 272mm]
 Max. plate width: $4'-7\ 1/8''$ [1 400mm]

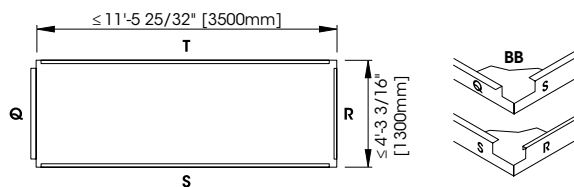
Standard Perforation RG-L15



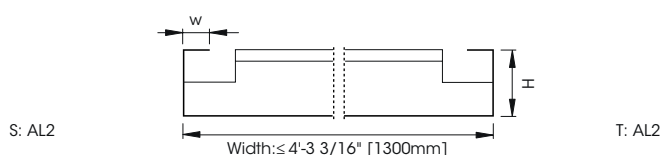
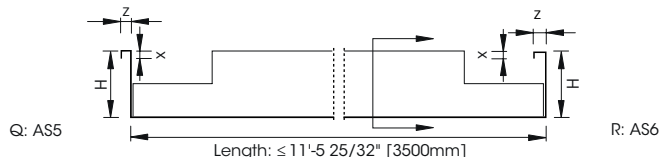
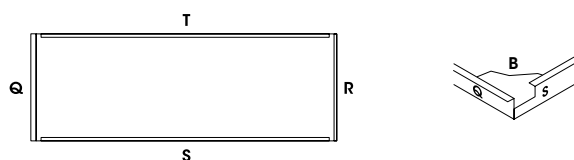
Hole diameter: $3/32''$ [2.5mm]
 Open area: 16.20%
 Max. width of perforation: $4'-8\ 3/4''$ [1 441 mm]
 Max. plate width: $4'-7\ 1/8''$ [1 400mm]

STANDARD PANEL

Standard [Notch BB]



Alternative [Notch B]

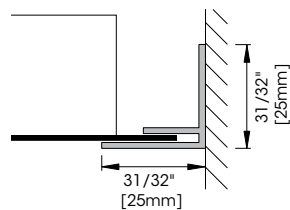


AS 5: H= $1\ 3/16''$ [30mm] | z= $11/32''$ - $9/16''$ [9-14mm] | x= $3/16''$ [5mm]

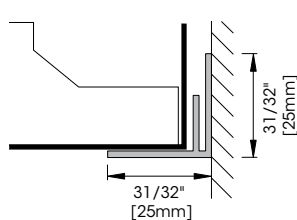
AS 6: H= $1\ 3/16''$ [30mm] | z= $4/16''$ [6mm] | x= $3/16''$ [5mm]

AL 2: H= $1\ 3/16''$ - $2\ 3/8''$ [30-60mm] | w= $15/32''$ [12mm]

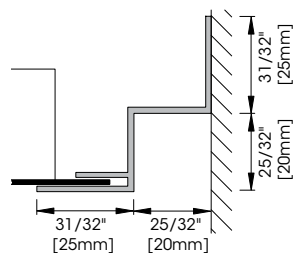
PERIMETER DETAILS



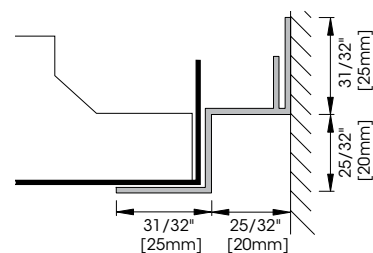
F 025 wall angle
 For perimeter panels,
 to be cut on site



F 025 wall angle
 For lay-on perimeter
 panels



F 025 shadow gap wall angle
 For perimeter panels,
 to be cut on site



F 025 shadow gap wall angle
 For lay-on perimeter
 panels

HOOK-ON SYSTEM

INSTALLATION

The rectangular metal panels are hooked form-fitting and tension free into a special substructure, the parts of which must be approved by the manufacturer of the rectangular metal panels. Demounting without requiring tools is assured. The substructure consists of U 1040 form-punched, L-shaped primary carriers acting as cross bracing [primary profile]. They are suspended rigidly from the bare ceiling with nonius suspension elements or threaded rods using officially approved anchors.

The primary profiles are to be screwed together at the longitudinal joints using U 1041 connectors. The primary profiles are joined to the walls using the wall bracket U 1042. The spacing of primary carrying profiles is determined by the applicable market standards and project requirements (static loads) and is to be determined and checked by the contractor. Ensure horizontal and flush alignment. The primary profiles U 1040 are connected to the secondary profiles U 1005 A using U 1044 L-shaped primary carrier module adapters. The secondary profiles are connected together at the longitudinal joint using connector U 401. The U 1042 wall bracket is used for joining the secondary profiles to the wall. The spacing of the secondary profiles is to be adjusted precisely to the spacing of the hook-on sides of the rectangular metal panels to ensure that the panels are positioned tension free in the system. Ensure horizontal and flush alignment.

The rectangular metal panels can be joined to the wall using the following wall bracket profiles:

Perimeter trim F 025

Perimeter trim F 2025

Please note

Installation must be carried out by qualified and trained staff according to the instructions for installation. These are available as download at www.networkarchitectural.com.au.

TECHNICAL STANDARDS

The parts comply with DIN EN 13964 as well as ASTM C635 and ASTM E1264.

Production complies with the TAIM and CISCA guidelines and the durlum works standards and is quality controlled by the TÜV according to ISO 9001:2008 and ISO 14001:2004.

CLEANING

As standard, durlum ceiling panels are made with an electrostatic polyester powder coating, thus providing them with a long-term finish. The powder-coated surface should always be cleaned wearing clean gloves. First clean it with a soft, dry cloth. If dirt cannot be removed by this procedure, the cloth can also be moistened, with the addition of a pH-neutral cleaner [household detergent], if necessary. Contact of the powder coating with both alkaline and acid substances must be avoided. Metallic powder coatings show a particularly sensitive reaction. Due to the risk of a change in hue or effect, for metallic coatings a suitability test must be performed.

MANUFACTURER



CEILING
LIGHTING
AMBIENCE

durlum Asia Ltd.

1709, 17F Two chinachem
Exchange Square
338 King's Road, North Point
Hong Kong SAR
China

CONTACT



NETWORK ARCHITECTURAL

71 Marigold Street
Revesby NSW 2212

Phone: +61 2 8316 5000
info@networkarchitectural.com.au
networkarchitectural.com.au